

PLAY CRICKET RESULTS

A Beginner's guide
for Clubs in the
Birmingham & District Premier Cricket League

Written by
Paul Husbands (Bromsgrove C.C.)

Introduction

The purpose of this guide is to give Play Cricket administrators a reference point for entering Saturday results into the Play Cricket online system.

Step by step instructions with pictures should make it easier for Play Cricket administrators in the early weeks of season when everything is a bit new.

This guide assumes that your Club already has a Play Cricket website and that the League Administrator has created all of your league fixtures. We will cover off how to check this in the next section.

As mentioned, this guide is intended for beginners. A more detailed guide covering all aspects of the Play Cricket website is available by clicking on the Admin Forum link within Play Cricket Administration and then following the link to Play Cricket Documentation.

Checking your Play Cricket fixtures

Before we get any further, now would be a good time to check that you have some Play Cricket fixtures available for your team(s).

Hopefully you will know the web site address (URL) of your own Play Cricket site which you can open up in your web browser. You will need to be connected to the internet to do this.

Putting different colour schemes and images aside, the main navigation menu of all play cricket sites is basically the same and looks like the picture below



The link to your Fixtures can be found in between Teams and Results. If you click on Fixtures you will be taken to the main Fixtures screen where you will be able to search for all matches either by date range or using a quick search for next week, next month etc.

Fixtures

Quick Search	<input type="text" value="Next Week"/>
Start Date	<input type="text" value="18"/> / <input type="text" value="2"/> / <input type="text" value="2008"/>
End Date	<input type="text" value="25"/> / <input type="text" value="2"/> / <input type="text" value="2008"/>
Type	<input type="text" value="All Types"/>
Team	<input type="text" value="All Teams"/>
	<input type="button" value="search"/>

The easiest way for getting started is to change the entry in the drop down box from Next Week to "Next 3 months" or "2008 season" if you want to see the whole year. For League matches, you might want to change the selection of All Types to League only. Then click on Search.

You should see a whole set of fixtures for all of your League teams – if you don't then first of all check that you entered the right dates and fixture type and if still

nothing appears then contact the League Administrator.

Entering summary result information

Finding your way to the right match

To enter most things into Play Cricket you will need to be logged on as an administrator. It's worth pointing out that the Main Administrator for your Club does NOT have to do everything in Play Cricket.

An example of this might be that you want to allow your team captains to enter their own results. This can be allowed by giving them "Results Administrator" privileges on your site. Details of how to do this can be found on Page 18 of the detailed Play Cricket administrator's guide.

Assuming that you have successfully logged in, you should now be able to click on the Admin button to take you into Play Cricket administration.

This time, the navigation menu can be found down the left hand side of the page (yours won't have a red border)

Welcome back **Paul Husbands**. You are logged in as an Administrator.

Admin Home

You control all content that is viewed on your site from this admin area. To select the area you wish to update use the left hand navigation menu.

Please read the terms and conditions before using the site administration tools.

The **Play-Cricket ID** for this site is **1680**

Click here to view and purchase Play-Cricket packages

package name	subscription
Advertising	InActive
Cricket Statistics	Active
Catalogue Shop	InActive

Click on the word Results and this will take you to the main Results menu.









It goes without saying that Results can only be entered for matches that have taken place so you will not see any matches with dates in the future. The only entries in the default list should be matches that have taken place in the past week.

You can narrow down the list of matches by choosing specifically which type of match (choose League) or the team that you want to enter the result for.

On the next page you will see the matches which Bromsgrove had to play in February to enable us to create this guide – it was a little chilly I can tell you!

Results

Quick Search: or Start Date: / /
 End Date: / /
 Type:
 Team:

Date	Home Team	Away Team	Type	Result	r
Sat 9th Feb 2008	3rd XI	vs Barnards Green CC - 3rd XI	League		 
Sat 9th Feb 2008	4th XI	vs Old Elizabethans CC, Worcs - 3rd XI	League		 
Sat 2nd Feb 2008	Old Elizabethans CC, Worcs - 3rd XI	vs 3rd XI	League		 
Sat 2nd Feb 2008	Himley CC - 4th XI	vs 4th XI	League		 

'e' = enter / edit result, 'r' = enter / edit report,

If we wanted to enter the result for the match played between our 3rd XI and Barnards Green CC – 3rd XI then we would click on the little pencil icon (circled) next to the match.

Entering the summary result

Result points

Most of the entry in this screen should be fairly obvious provided that you have the team scorebook or the required summary information to hand. We won't spend any time on how to enter the number of runs scored and wickets lost by each team.

The key items for entry here are the Result and bonus points. What you enter is used directly for the automatic update of the league tables.

Selection saved to cookie at: Mon, 18 Feb 2008 21:08:10 UTC

Bromsgrove CC 3rd XI vs Barnards Green CC 3rd XI

date: 9 / 2 / 2008
 time: : (h:mm)
 Ground (click button):
 type: League - Worcestershire County League - DUMMY DIVISION
 result:
 toss won by:
 Bromsgrove CC:
 Home/Away:
 batted first:
 runs:

Bromsgrove CC 3rd XI - Win (24)
 Barnards Green CC 3rd XI - Win (24)
 Bromsgrove CC 3rd XI - Win (20)
 Barnards Green CC 3rd XI - Win (20)
 Bromsgrove CC 3rd XI - win draw(8)
 Barnards Green CC 3rd XI - win draw(8)
 Bromsgrove CC 3rd XI - win draw(10)
 Barnards Green CC 3rd XI - win draw(10)
 draw scores level
 Tied

As you can see, there is a choice of 10 entries and against each entry you can clearly see the number of points that are attributed to the result.

The system can automatically work out the "result points" for the team who came off worse in the fixture so, for example, if Bromsgrove scored either a 24 point or 20 point win, the system knows (in this case) that Barnards Green scored no result points.

THIS IS TRUE FOR ALL RESULT POINT ENTRIES.

So if Barnards Green recorded a Winning Draw (8), the system knows automatically that Barnards Green need 8 points added to their league total and that Bromsgrove also require 2 result points for the losing draw.

Bonus points

You will need to record any additional bonus points that have been awarded to either team for the result.

Bonus points are simply those awarded for wickets taken or runs scored and therefore will never be more than 8 points (for a side who has scored over 200 runs and taken 9 opposition wickets yet failed to win the game).

Penalty points

Penalty points should NOT be entered by Clubs.

Highlights

Individual performances should be entered as highlights in the game. These should include (but not be limited to) bowlers taking 3 or more wickets and batsmen scoring 50 or more runs – please enter highlights for both home and away teams!

Once you have completed your entry please remember to click on the SAVE button.

Entering a Full Scorecard Result

Once you have entered the summary scorecard result, you will automatically be taken to the full scorecard result where you will be required to confirm the players who took part in the match for both sides.

At this point, you can select players from a list on the right hand side of the screen. It is important to note that ONLY players who are registered, via Play Cricket, with the League can be selected. This means that if a player is not listed then it is likely that they are not registered.

The League Administrator can run a report which lists results where player names are missing to help identify unregistered players.

Further details of how to enter the full scorecard result can be found in the Play Cricket Administrators guide but it should be relatively straight forward to complete the necessary steps.